


TECHNICAL DATA SHEET

EUROPEAN PAINT VX

Prime quality, washable acrylic emulsion paint



DERMATOLOGICALLY TESTED

PRODUCT DESCRIPTION

High quality, washable, waterborne acrylic emulsion paint with a highly matt finish. The excellent opacity, good resistance and high whiteness are the key features of this paint.

INTENDED USE

| Destination: | Specific for: |
|--|---|
| Interiors, Exteriors (not directly exposed to atmospheric agents) | Cement based surfaces, gypsum and plasterboard |
| | Walls and ceilings |

SURFACE PREPARATION

The correct surface preparation of the substrate will guarantee the best results in terms of product yield, appearance and resistance in time of the finish

CEMENT, GYPSUM AND PLASTERBOARD SURFACES

- **New unpainted surfaces** Clean the surface and remove all possible traces of dust or dirt. Treat the substrate with a priming coat of **ADIFIX** thinned as specified.
- **Previously painted surfaces:** Check that the state of the existing paintwork is in excellent condition, if so, proceed directly with the application of the finishing product. If the surface shows signs of defects, such as peeling or chalking, remove any loose parts that would compromise the correct adhesion of the product then proceed as indicated for **New unpainted surfaces**.

Additional information:

- The substrates must in every case be sound, dry and clean.
- Remove all possible traces of dust, dirt or other impurities before the application.
- The nature of the support can change the final appearance of product.

The information reported herein is the result of our best experience and technical knowledge to date and is given in good faith and for guidance only. ADICOLOR cannot be held responsible for the actual use of the product since the application is influenced by many factors and is carried out beyond our control. The data and information herein may be subject to changes, even without notice, as a result of any technical development.
This technical data sheet cancels and replaces any existing previous version.

INSTRUCTIONS FOR USE












Tools used for application

- Brush
- Roller
- Spraying equipment

APPLICATION METHOD

- It is recommended to apply the product, thinned as specified, in two coats.

TECHNICAL SPECIFICATIONS

| | | | | |
|---|---|-----------|---------|---|
|  | Indicative spread rate per coat (m ² /ℓ) | - | - | 11 to 13 |
|  | Thinning (%) | - | water | Brush / Roller: 15 to 20 Spray: 20 to 25 |
|  | Touch dry (at 25°C) | - | hours | 2 to 4 |
|  | Totally dry | - | hours | 8 to 10 |
|  | Recoat time | - | hours | 6 to 8 |
|  | Density (kg/ℓ, ±0.02) | ISO 2811 | at 20°C | 1.500 |
|  | Viscosity Brookfield (mPa·s) | ISO 2555 | at 20°C | 9,000 to 11,000 |
| pH | pH value (±0.5) | - | - | 8.5 |
|  | Solid contents by weight (% , ±1) | - | - | 60 |
|  | Wet scrub resistance and cleanability | ISO 11998 | - | Class 1 |
|  | Hiding power | ISO 2814 | - | Class 1 |
|  | Gloss value (at 60°) | ISO 2813 | - | 1.6 Gloss Very Matt |

* the data herein reported refer to measurements made at the end of the production process.

TOOL CLEANING

- Clean working tools immediately after use with soap and water.

WARNINGS AND ADDITIONAL INFORMATION

- Do not apply with air and surface temperatures below 5°C and above 28°C.
- The drying times indicated may vary in relation to the relative humidity and the existing temperature.
- Carefully verify spread rates and the surface area to be coated to avoid running short of product during the working process. This will also reduce the risk of eventual differences in tones.
- The spread rates and yields of the product are given as guidance only and may vary notably according to the substrate condition and the application method used.
- Stir the product thoroughly before use.
- Remove masking tapes before total drying of the product.
- It is recommended to always carry out a sample test on the specific surface before starting the final work.

The information reported herein is the result of our best experience and technical knowledge to date and is given in good faith and for guidance only. ADICOLOR cannot be held responsible for the actual use of the product since the application is influenced by many factors and is carried out beyond our control. The data and information herein may be subject to changes, even without notice, as a result of any technical development.
This technical data sheet cancels and replaces any existing previous version.

HANDLING AND STORAGE

- Consult the relative **Safety Data Sheet** for the detailed user's health and safety information.
- Use the product in accordance with your current health and safety legislation regulations in force.
- Do not disperse the packaging in the environment
- Store the undiluted product, in original well sealed containers, in a cool and dry area, sheltered from frost and sources of heat.
- Protect the product at all times from freezing.

COLORS

Colors available:

- White